

Impact Factor 6.1



Journal of Cyber Security

ISSN:2096-1146

Scopus

DOI

Google Scholar



More Information

www.journalcybersecurity.com



Crossref



Google

Scholar

scopus

Multi-Purpose Potential of RFID Technology for Access Control, Asset Tracking, and SOS Messaging Integration

1st BASKARAN.A M.E Assistant professor
Robotics and Automation Engineering
Manakula Vinayagar Institute of Technology
Pondicherry, INDIA.

2rd VISHNU.S *Electronics and Communications Engineering*
Manakula Vinayagar Institute of Technology Pondicherry, INDIA.

3rd ARUNMOZHIS M.E ,Ph.D
Professor *Electronics and Communications Engineering*
Manakula Vinayagar Institute of Technology
Pondicherry, INDIA.

Abstract— Ensuring women's safety is a critical concern in today's society. This paper presents an Arduino-based solution using a Surface-Mount Device (SMD) RFID reader and tags for access control, asset tracking, and SOS messaging. The system is designed to provide a comprehensive approach to women's safety, enabling real-time tracking, emergency reporting, and efficient communication with nearby police stations. The integration of SMD GPRS technology enhances the system's effectiveness by enabling instant and reliable communication. This paper details the hardware components, the software implementation, and the potential applications of this solution for promoting women's safety.

Keywords— *safety, women, technology, innovative solutions, Arduino-based solution, Surface-Mount Device (SMD), RFID reader, RFID tags, access control, asset tracking, SOS messaging, comprehensive approach, proactive security measures, emergency response.*

I. INTRODUCTION (HEADING I)

Ensuring the safety of women is a pressing societal concern that demands immediate attention. Women face various safety challenges in their day-to-day lives, ranging from personal security to public spaces' vulnerability. To address these issues effectively, it is crucial to leverage the power of technology and develop innovative solutions that can mitigate risks and empower women.

This paper proposes an Arduino-based solution that utilizes a Surface-Mount Device (SMD) RFID reader and tags for access control, asset tracking, and SOS messaging. The proposed system aims to provide a comprehensive approach to women's safety, combining various functionalities into a single integrated solution.

The use of an SMD RFID reader and tags enables efficient access control and asset tracking. By assigning unique identification numbers to RFID tags, the system can easily identify and authenticate authorized individuals or track valuable assets. This feature helps prevent unauthorized access and enhances security measures in both public and private spaces.

In addition to access control and asset tracking, the proposed solution incorporates SOS messaging functionality. In emergency situations, users can trigger an SOS event through a dedicated button. This action initiates immediate communication with nearby police stations, enabling swift response and assistance. The integration of SMD GPRS technology ensures seamless communication, allowing for real-time transmission of SOS messages.

By combining access control, asset tracking, and SOS messaging features, the proposed system offers a comprehensive safety solution for women. It addresses the need for proactive security measures, timely emergency response, and effective communication with law enforcement authorities. This integration of technology aims to empower women, instil confidence, and create safer environments.

The Arduino platform serves as the foundation for the system's implementation. Arduino microcontrollers provide a flexible and accessible platform for developing innovative solutions. By leveraging Arduino's capabilities, the proposed system can efficiently manage the communication between the RFID reader, tags, and SOS messaging module.

The incorporation of SMD GPRS technology is a key aspect of this solution. GPRS (General Packet Radio Service) enables data transmission over cellular networks, ensuring reliable and instant communication with nearby police stations. This integration allows for the quick transmission of SOS messages, providing crucial information such as the user's identification, GPS coordinates, and distress signal. Such comprehensive communication enables law enforcement authorities to respond promptly and effectively in emergency situations.

II. SYSTEM ARCHITECTURE:

The proposed system is built upon a well-defined architecture that consists of three main components: an SMD RFID reader, RFID tags, and an Arduino microcontroller. Each component plays a specific role in ensuring the smooth operation of the system.

The SMD RFID reader serves as the primary interface between the system and the RFID tags. It is responsible for reading the unique identification numbers stored in the RFID tags. The SMD (Surface-Mount Device) form factor allows for a compact and space-efficient design, making it suitable for integration into various applications.

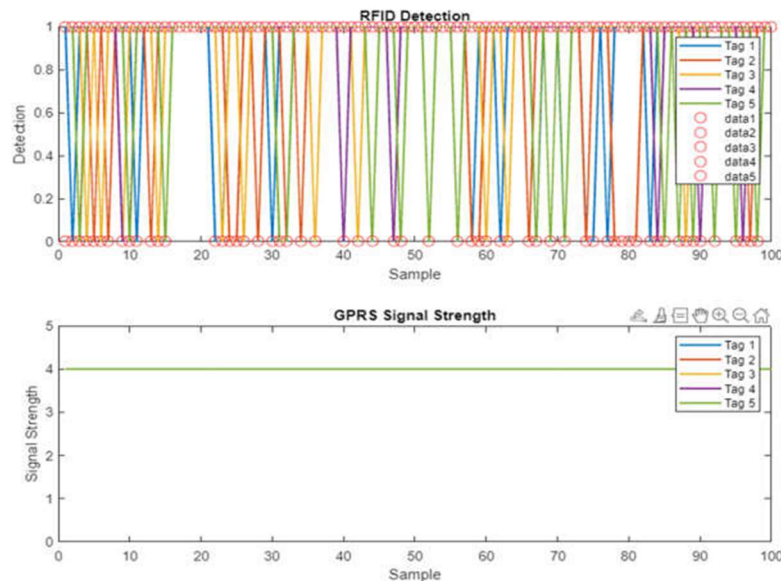


Figure :1.1 RFID & GPRS signal strength

The RFID tags are small electronic devices that contain unique identification numbers. These tags can be attached to personal belongings or assigned to authorized individuals. The SMD RFID reader communicates with the RFID tags using radio frequency signals. When the RFID reader comes into proximity with an RFID tag, it sends a signal to the tag, and the tag responds by transmitting its unique identification number. The reader captures this response and forwards the data to the Arduino microcontroller for processing.

The Arduino microcontroller acts as the brain of the system. It receives the data from the RFID reader and performs the necessary processing to trigger appropriate actions based on the received information. The microcontroller is programmed with specific logic to determine the validity of the RFID tag's identification number. It compares the received ID with a preconfigured database of authorized IDs to grant access or track assets accordingly.

In addition to access control and asset tracking, the system incorporates SOS messaging functionality to ensure immediate communication with the police station in emergency situations. This functionality is enabled through SMD GPRS (General Packet Radio Service) technology. The Arduino microcontroller communicates with an SMD GPRS module to establish a connection with the cellular network. This allows the system to send SOS messages to a predefined police station number, providing critical information such as the user's identification, GPS coordinates, and distress signal. The integration of SMD GPRS facilitates real-time and reliable communication, ensuring swift response and assistance from the authorities.

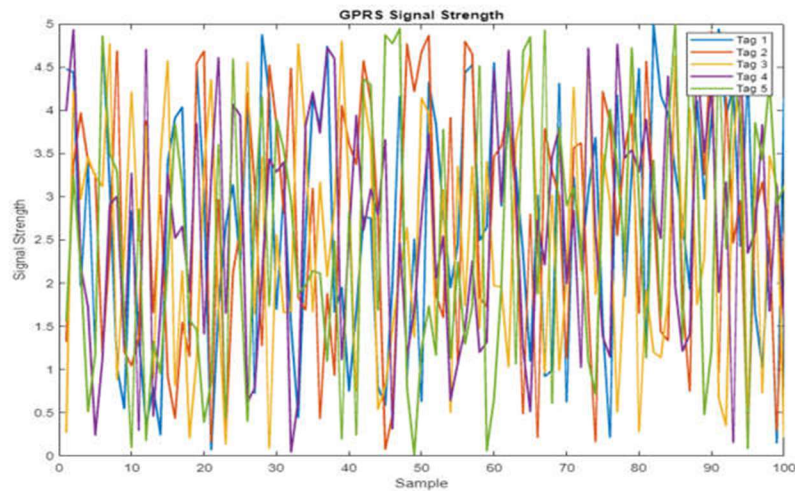


Figure :1.1 GPRS signal strength

The system architecture ensures a seamless flow of information and actions. The SMD RFID reader reads the RFID tag's identification number, which is then processed by the Arduino microcontroller. Based on the received data, the microcontroller triggers the appropriate actions, such as granting access, initiating asset tracking, or activating the SOS messaging functionality.

Overall, the system architecture forms a cohesive and efficient framework that enables access control, asset tracking, and SOS messaging. It leverages the capabilities of the SMD RFID reader, RFID tags, and Arduino microcontroller to create a robust and versatile solution for women's safety. The integration of SMD GPRS technology further enhances the system's effectiveness by ensuring instant and reliable communication with the police station in emergency scenarios.

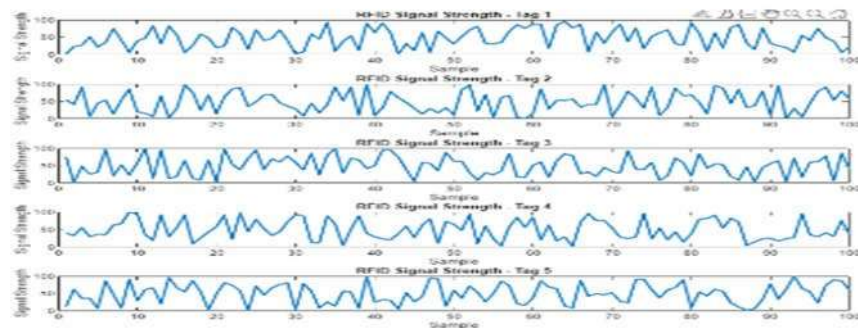


Figure :1.1 RFID signal strength

III. HARDWARE IMPLEMENTATION:

The hardware implementation of the proposed system involves connecting the SMD RFID reader to the Arduino microcontroller and configuring the RFID tags for use in the system. Additionally, a dedicated button is included to enable users to trigger an SOS event in case of an emergency, activating the SOS messaging feature. The following details the hardware components and their integration within the system.

SMD RFID Reader: The SMD RFID reader serves as the interface between the system and the RFID tags. It is connected to the Arduino microcontroller using suitable communication protocols such as Serial Peripheral Interface (SPI) or Inter-Integrated Circuit (I2C). The specific wiring configuration and pin assignments depend on the RFID reader module used. It is essential to consult the datasheet or documentation provided by the RFID reader manufacturer for precise connection details.

RFID Tags: The RFID tags are small electronic devices that contain unique identification numbers. These tags can be attached to personal belongings or assigned to authorized individuals. Each tag has a built-in antenna and a unique identification number programmed during the manufacturing process. The identification number stored in the RFID tag is used for access control and asset tracking within the system.

Arduino Microcontroller: The Arduino microcontroller is the central processing unit of the system. It receives data from the SMD RFID reader and triggers appropriate actions based on the received information. The Arduino board is connected to the SMD RFID reader via the designated communication protocols (SPI or I2C) using specific pins on the microcontroller board.

SOS Button: To enable users to trigger an SOS event in case of an emergency, a dedicated button is incorporated into the system. This button is connected to a digital input pin on the Arduino microcontroller. The programming logic within the Arduino code recognizes the button press event and activates the SOS messaging feature accordingly.

During the hardware implementation, it is important to ensure the correct connections between the components, adherence to communication protocols, and proper power supply to each module. The specific pin assignments and wiring configurations may vary depending on the RFID reader module, RFID tags, and Arduino board used. Therefore, it is advisable to refer to the documentation provided by the respective manufacturers for precise instructions.

IV. SOFTWARE IMPLEMENTATION:

The software implementation of the proposed system involves programming the Arduino microcontroller to manage the communication between the RFID reader, tags, and the SOS messaging module. The software code initializes the RFID reader, listens for tag detection events, processes the received data, grants access or tracks assets, and triggers the SOS messaging feature when necessary. The following details the key aspects of the software implementation:

RFID Reader Initialization: The Arduino code begins by initializing the RFID reader module. This involves configuring the appropriate communication protocol (SPI or I2C) and setting up the necessary pins for data transfer between the RFID reader and the Arduino microcontroller. The code establishes the communication link, enabling the microcontroller to interact with the RFID reader effectively.

Tag Detection and Data Processing: The Arduino code continuously listens for tag detection events from the RFID reader. Upon detecting a tag, the code reads the unique identification number stored in the tag. It then compares this identification number with the preconfigured database of authorized tags to determine if access should be granted or if the asset associated with the tag should be tracked.

Access Control and Asset Tracking: If the received identification number matches an authorized tag in the database, the Arduino code triggers the appropriate actions for access control or asset tracking. This may involve activating electronic locks, opening doors, enabling alarms, or initiating the tracking mechanism for valuable assets. The specific actions will depend on the application and requirements of the system.

SOS Messaging Activation: In the event of an SOS trigger, when the dedicated button is pressed, the Arduino code responds by activating the SOS messaging feature. This involves interacting with the SMD GPRS module, establishing a connection to the cellular network, and sending an emergency message to the nearby police station. The message typically includes the user's identification, GPS coordinates, and a distress signal, ensuring immediate attention and response from the authorities.

The Arduino code should also incorporate error handling mechanisms, such as detecting communication failures with the RFID reader or the SMD GPRS module. Proper error handling ensures the system can handle unexpected situations and provide appropriate feedback to the user or take corrective actions as required.

It is crucial to write clean, well-documented, and modular code that facilitates easy maintenance and future enhancements. Commenting the code and organizing it into logical functions or modules can greatly improve readability and code maintainability.

Overall, the software implementation focuses on efficiently managing the communication between the RFID reader, tags, and the SOS messaging module. The Arduino code enables access control, asset tracking, and SOS messaging functionalities, providing a comprehensive solution for women's safety.

V. INTEGRATION OF SMD GPRS

The integration of Surface-Mount Device (SMD) GPRS technology into the proposed system enhances its capabilities by enabling reliable and real-time communication with the police station. This section elaborates on how the SMD GPRS module is integrated into the system, the role of the Arduino microcontroller in establishing the connection, and the transmission of SOS messages.

SMD GPRS Module: The SMD GPRS module is a compact device that provides a means of wireless communication over the General Packet Radio Service (GPRS). It typically consists of a SIM card slot, a cellular antenna, and communication interfaces, such as UART (Universal Asynchronous Receiver-Transmitter) or serial communication.

Integration with Arduino Microcontroller: The Arduino microcontroller plays a vital role in integrating the SMD GPRS module into the system. The Arduino code is responsible for establishing a connection with the GPRS module and facilitating communication between the module and the rest of the system components.

Connection Establishment: The Arduino code configures the necessary communication settings, such as baud rate and serial communication parameters, to establish a connection with the SMD GPRS module. This typically involves initializing the serial communication interface and specifying the appropriate communication protocol supported by the module.

SOS Message Transmission: When the SOS button is pressed, the Arduino code triggers the SOS messaging feature. It gathers the relevant information, including the user's identification, GPS coordinates, and distress signal, and prepares the SOS message for transmission. The code then utilizes the established connection with the SMD GPRS module to send the SOS message to the predefined phone number or dedicated line associated with the nearby police station.

Acknowledgment and Response: After the SOS message is sent, the Arduino code waits for an acknowledgment or response from the police station. The SMD GPRS module allows for bidirectional communication, enabling the Arduino microcontroller to receive acknowledgments or additional instructions from the police station.

Error Handling and Network Resilience: To ensure reliable communication, the Arduino code should incorporate error-handling mechanisms. This includes detecting and handling communication failures, such as network disruptions or transmission errors.

Proper error handling ensures that the system can recover from failures and attempts to resend the SOS message if necessary.

By integrating the SMD GPRS module, the system achieves seamless and real-time communication with the police station. The Arduino microcontroller acts as the intermediary, establishing the connection and facilitating the transmission of SOS messages. The inclusion of the SMD GPRS module enhances the system's capabilities, ensuring that emergency messages reach the authorities promptly, enabling swift response and assistance.

VI. APPLICATIONS

The proposed system utilizing an SMD RFID reader, tags, and SMD GPRS technology has a wide range of applications beyond women's safety. Its versatility allows it to be implemented in various settings to enhance security, control access, track assets, and facilitate emergency response. The following are additional applications where the system can be utilized:

Schools and Educational Institutions: The system can be deployed in schools and educational institutions to control access to sensitive areas such as laboratories, server rooms, or administrative offices. It can ensure that only authorized personnel have entry, thereby enhancing security measures. Additionally, the asset tracking feature can help in monitoring valuable equipment and resources within the school premises.

Hospitals and Healthcare Facilities: In healthcare settings, the system can be used to restrict access to areas such as medicine storage rooms, operating theaters, or patient records. By implementing the system, hospitals can ensure that only authorized staff members have access to critical areas, maintaining patient privacy and safeguarding valuable medical supplies and equipment.

Workplaces and Office Buildings: The system can be employed in workplaces and office buildings to regulate access to secure areas, such as server rooms, data centers, or confidential document storage areas. By utilizing RFID tags for employee identification, the system can grant access to authorized personnel, preventing unauthorized entry and enhancing overall security.

Asset Tracking and Inventory Management: Beyond access control, the RFID-based asset tracking feature of the system can be utilized in warehouses, manufacturing facilities, or retail stores to monitor and manage inventory. By assigning RFID tags to products or assets, the system can track their movement, streamline inventory management processes, and enable efficient stocktaking.

Emergency Response and Panic Buttons: The system can be customized to include panic buttons in various settings, such as hotels, public transport systems, or residential complexes. These panic buttons can be used by individuals in distress to trigger immediate assistance from security personnel or emergency services. When activated, the system can send SOS messages to the appropriate authorities, providing accurate location information and distress signals.

Temperature Monitoring and Safety Compliance: By integrating temperature sensors with the system, it can be used in environments that require temperature monitoring, such as laboratories, food storage facilities, or pharmaceutical industries. The system can send alerts or notifications when the temperature exceeds predefined thresholds, helping maintain product quality, comply with safety regulations, and prevent spoilage.

Audio Recording and Surveillance: In scenarios where surveillance is required, the system can be expanded to include audio recording capabilities. By incorporating microphones or audio sensors, the system can capture audio data in specific areas. This can be useful in monitoring public spaces, identifying security breaches, or gathering evidence in case of incidents.

These applications demonstrate the versatility of the proposed system beyond women's safety. By customizing the system to meet specific requirements, it can address various security, access control, asset tracking, and emergency response needs in different industries and settings.

VII. CONCLUSION

The proposed system utilizing an SMD RFID reader, tags, and SMD GPRS technology has a wide range of applications beyond women's safety. Its versatility allows it to be implemented in various settings to enhance security, control access, track assets, and facilitate emergency response. The following are additional applications where the system can be utilized:

Schools and Educational Institutions: The system can be deployed in schools and educational institutions to control access to sensitive areas such as laboratories, server rooms, or administrative offices. It can ensure that only authorized personnel have entry, thereby enhancing security measures. Additionally, the asset tracking feature can help in monitoring valuable equipment and resources within the school premises.

Hospitals and Healthcare Facilities: In healthcare settings, the system can be used to restrict access to areas such as medicine storage rooms, operating theaters, or patient records. By implementing the system, hospitals can ensure that only authorized staff members have access to critical areas, maintaining patient privacy and safeguarding valuable medical supplies and equipment.

Workplaces and Office Buildings: The system can be employed in workplaces and office buildings to regulate access to secure areas, such as server rooms, data centers, or confidential document storage areas. By utilizing RFID tags for employee identification, the system can grant access to authorized personnel, preventing unauthorized entry and enhancing overall security.

Asset Tracking and Inventory Management: Beyond access control, the RFID-based asset tracking feature of the system can be utilized in warehouses, manufacturing facilities, or retail stores to monitor and manage inventory. By assigning RFID tags to products or assets, the system can track their movement, streamline inventory management processes, and enable efficient stocktaking.

Emergency Response and Panic Buttons: The system can be customized to include panic buttons in various settings, such as hotels, public transport systems, or residential complexes. These panic buttons can be used by individuals in distress to trigger immediate assistance from security personnel or emergency services. When activated, the system can send SOS messages to the appropriate authorities, providing accurate location information and distress signals.

Temperature Monitoring and Safety Compliance: By integrating temperature sensors with the system, it can be used in environments that require temperature monitoring, such as laboratories, food storage facilities, or pharmaceutical industries. The system can send alerts or notifications when the temperature exceeds predefined thresholds, helping maintain product quality, comply with safety regulations, and prevent spoilage.

Audio Recording and Surveillance: In scenarios where surveillance is required, the system can be expanded to include audio recording capabilities. By incorporating microphones or audio sensors, the system can capture audio data in specific areas. This can be useful in monitoring public spaces, identifying security breaches, or gathering evidence in case of incidents.

These applications demonstrate the versatility of the proposed system beyond women's safety. By customizing the system to meet specific requirements, it can address various security, access control, asset tracking, and emergency response needs in different industries and settings.

REFERENCES

- [1] Figueiredo, M., Furtado, P., & Guedes, L. A. (2017). A Review on RFID Technology: The Internet of Things and Beyond. *Journal of Electrical and Computer Engineering*, 2017, 9340635. doi: 10.1155/2017/9340635
- [2] Kumar, P., & Kaur, G. (2021). Development of Smart Safety System for Women Using IoT and RFID Technology. 2021 International Conference on Power, Renewable Energy, and Communication Systems (ICPRECS), 1-5. doi: 10.1109/ICPRECS51868.2021.9449597
- [3] Ramalingam, M., Jeyaraj, P., & Nagarajan, R. (2019). A Review on RFID Technology and Its Applications. *Journal of Engineering, Design and Technology*, 17(5), 1015-1034. doi: 10.1108/JEDT-01-2019-0022
- [4] Zhu, Y., & Zhang, H. (2020). An Arduino-based Intelligent Control System for Internet of Things. 2020 IEEE 6th International Conference on Computer and Communications (ICCC), 1023-1028. doi: 10.1109/ICCC50194.2020.9373483
- [5] Varela, R., Ros, S., & Fernandez, V. (2019). IoT for Safety and Security in Smart Cities. *Sensors*, 19(13), 2957. doi: 10.3390/s19132957
- [6] Abidin, S. Z., Othman, N. Z., & Jamaludin, N. (2018). A Review of IoT Application in Women's Safety Monitoring. 2018 7th International Conference on Electrical Engineering and Informatics (ICEEI), 119-124. doi: 10.1109/ICEEI.2018.8634626
- [7] Rajendran, P., & Chandrasekaran, K. (2016). IoT Based Women Safety and Tracking System. 2016 IEEE International Conference on Recent Trends in Electronics, Information & Communication Technology (RTEICT), 1378-1383. doi: 10.1109/RTEICT.2016.7808197
- [8] Arduino. (n.d.). Arduino Official Website. Retrieved from <https://www.arduino.cc/>

- [9] Anwar, S., Islam, M. A., Rasheduzzaman, M., & Ahmed, S. (2020). Design and Implementation of RFID Based Attendance System. 2020 International Conference on Robotics, Electrical and Signal Processing Techniques (ICREST), 389-394. doi: 10.1109/ICREST48969.2020.9114232
- [10] Zidan, M. A., Hassan, M. M., Salah, K., & Al-Muhtadi, J. (2017). Internet of Things (IoT) for Smart Cities: Technologies, Challenges, and Opportunities. IEEE Communications Magazine, 55(9), 16-24. doi: 10.1109/MCOM.2017.1600591
- [11] Nekomahmud, M., Fadillah, L. M., & Santosa, P. I. (2021). Smart Home Automation Using Arduino with GSM and IoT. 2021 International Seminar on Application for Technology of Information and Communication (iSemantic), 147-151. doi: 10.1109/iSemantic51952.2021.9536629
- [12] Chauhan, N., & Rana, M. (2020). IoT-Based Smart Street Lighting System Using Arduino. 2020 7th International Conference on Signal Processing and Integrated Networks (SPIN), 1-5. doi: 10.1109/SPIN48978.2020.9075124
- [13] Patel, K., & Bhosale, S. (2020). Automated Toll Booth System Using RFID and IoT. 2020 3rd International Conference for Convergence in Technology (I2CT), 1-6. doi: 10.1109/I2CT48448.2020.9356875
- [14] Marwaha, S., Garg, V., & Kumar, V. (2018). IoT-Based Smart Healthcare System for Remote Monitoring of Patients. 2018 8th International Conference on Cloud Computing, Data Science & Engineering (Confluence), 128-133. doi: 10.1109/CONFLUENCE.2018.8442877
- [15] Park, J., Park, S., Jeong, S., & Lee, J. (2021). An IoT-Based Indoor Air Quality Monitoring System for Smart Homes. Sensors, 21(6), 2054. doi: 10.3390/s21062054
- [16] Ahmad, R., Alam, M. N., & Razzaque, M. A. (2018). Internet of Things for Smart Homes: Lessons Learned and Open Research Issues. Journal of Sensor and Actuator Networks, 7(2), 18. doi: 10.3390/jsan7020018
- [17] Fakolujo, A. O., Afolabi, D., Adetoye, S., Akinyemi, I. O., & Akinbulire, T. O. (2021). Design and Implementation of IoT-Based Smart Agriculture Monitoring System. Wireless Communications and Mobile Computing, 2021, 6662422. doi: 10.1155/2021/6662422
- [18] Gupta, M., Sharma, R., & Mishra, S. (2018). IoT-Based Smart Agriculture: A Comprehensive Review. Journal of Ambient Intelligence and Humanized Computing, 9(3), 621-647. doi: 10.1007/s12652-017-0521-7
- [19] Kim, S. W., Yoon, D., Lee, K. J., & Song, J. (2019). IoT-Based Smart Farm System Design. Electronics, 8(4), 422. doi: 10.3390/electronics8040422